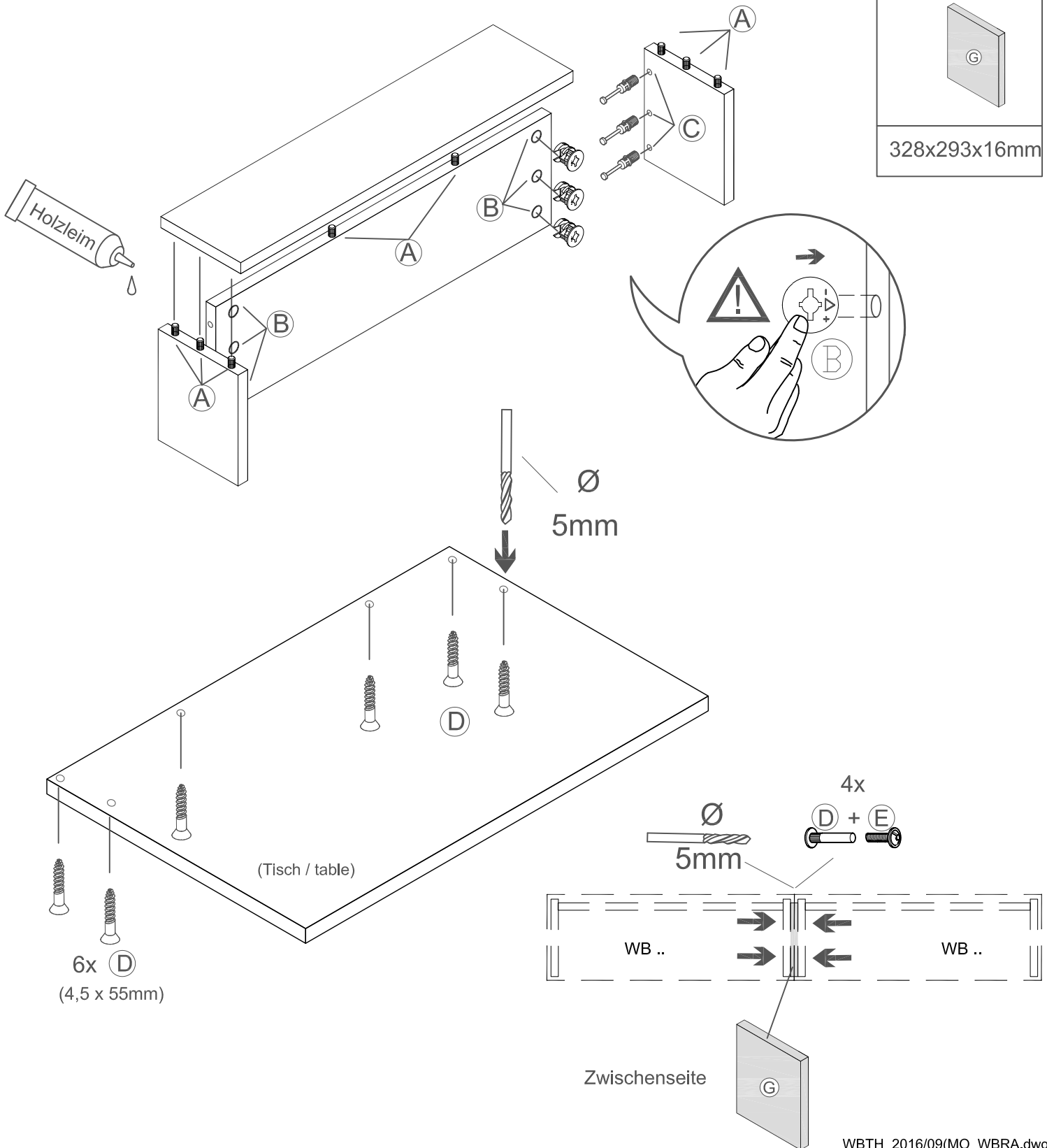


Montageanleitung : Thekenaufsätze WB...

Assembly instruction : Counter top WB...

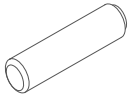



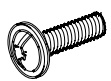
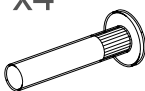
| | | | | | | |
|----------------------------------|-----------------|-----------------|------------------------------------|--|--------|--------|
| A x8 (8 x 30 mm) | B x6 | C x6 | D x6 (4,5 x 55 mm) | E x4 + F x4 (M4 x 45 mm) (M4 x 27 mm) | | |
| 500578 | 500098 | 500361 | 500270 | 500237 | 500178 | 500274 |

| |
|---------------------------------|
| G x1 328x293x16mm |
|---------------------------------|




Montageanleitung : Thekenaufsatz WB 90

Assembly instruction : Counter top WB 90

| | | | | | |
|---|---|---|---|---|---|
| A x9 (8 x 30 mm)  |  | C x6 (4,5 x 40 mm)  | D x6 (4,5 x 55 mm)  | E x4 + F x4 (M4 x 45 mm)  |  (M4 x 27 mm) |
| 500578 | 500098 | 500236 | 500237 | 500178 | 500274 |

G x1



328x293x16mm

